




THE INSTAGRAM RESIZING GUIDE 2019

WHAT IS THE RIGHT SIZE?



1080 PX X 1350 PX

**X BASIC SIZE FOR ALL INSTAGRAM IMAGES
AND BASIC VIDEOS, IG TV VIDEOS (VERTICAL), ETC.**



X TWO OPTIONS:

- 1. CUT IMAGES ACCORDING TO THIS RATIO**
- 2. RESIZE PHOTOS TO 1080 PX WIDTH**

**INSTAGRAM WILL NOT LET YOU POST IMAGES WITH A WIDTH GREATER
THAN 1080 PX**

OPTION 1: VERTICAL IMAGES

CREATE A NEW FILE IN PHOTOSHOP WITH HEIGHT OF 1350 PX AND WIDTH OF 1080 PX



SOME PARTS WILL BE CUT OFF BUT YOU CAN DECIDE WHICH ONES

OPTION 1: HORIZONTAL IMAGES

CREATE A NEW FILE IN PHOTOSHOP WITH HEIGHT OF 1350 PX AND WIDTH OF 1080 PX





THE ORIGINAL PHOTO WILL BE CUT IN 2 PARTS



RESULT: 2 SEPERATE IMAGES WITH 1350 X1080 PX SIZE

OPTION 2: RESIZE TO 1080 PX WIDTH

SIMPLY REDUCE THE SIZE OF YOUR PHOTO TO A MAX OF 1080 PX



THANK ME LATER
(AND LIKE MY PHOTOS: @CELINMVY)